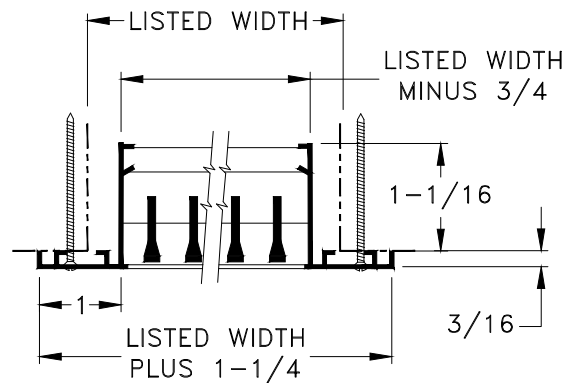
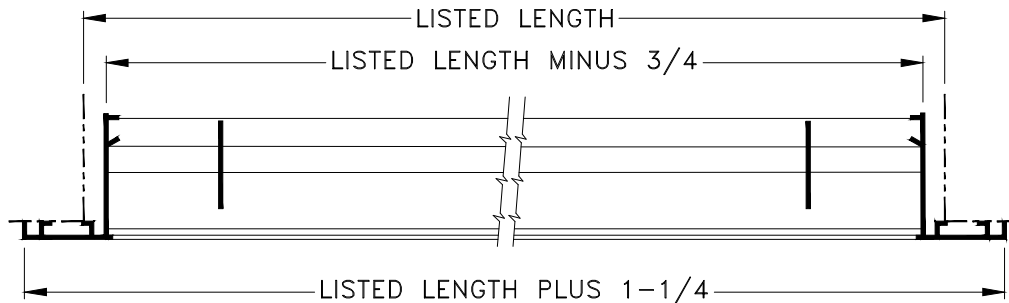


- EXTRUDED ALUMINUM CONSTRUCTION
- MINIMUM SIZE: 4 LONG X 2 WIDE ONE PIECE CONSTRUCTION
- MAXIMUM SIZE: 72 LONG X 24 WIDE ONE PIECE CONSTRUCTION
- WIDTH DIMENSION IN 1/2 INCH INCREMENTS ONLY
- LENGTHS OVER 72 INCHES ARE MULTIPLE SECTIONS WITH KEYWAY SPLICES
- FURNISHED WITH COLOR MATCHED #6 X 1-1/2 CROSS RECESS OVAL HEAD C'SINK SHEET METAL SCREW
- FINISH: WHITE (W) OR SATIN ANODIZED (SA)



**MOUNTING  
STYLE 3  
CEILING OR  
SIDEWALL**

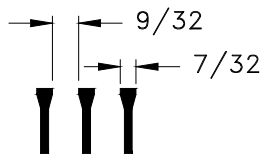


**FACE BAR CENTERS: 1/2"**

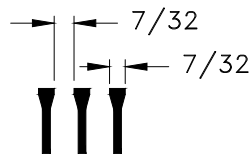
**7/16"**

**1/2"**

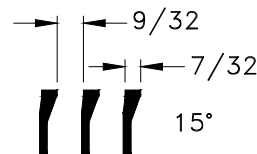
**1/2"**



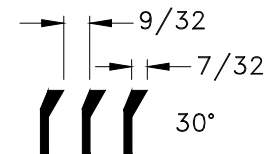
00



01



15



30

JOB NAME: \_\_\_\_\_  
 LOCATION: \_\_\_\_\_  
 ARCHITECT: \_\_\_\_\_  
 ENGINEER: \_\_\_\_\_  
 CONTRACTOR: \_\_\_\_\_

SUBMITTED BY: \_\_\_\_\_

DATE: 03/26/2021 SD-9823

**LS SERIES**  
 Linear Grilles With Standard  
 Screwholes in Margin  
 Mounting Style 3